



Terminals & Splices > Quick Disconnects



Quick Disconnect Terminal Type: **Tab**

Wire Size: **.51 – 1.03 mm²**

Mating Tab Width: **6.35 mm [.25 in]**

Mating Tab Thickness: **.81 mm [.032 in]**

Features

Product Type Features

Terminates To	Wire & Cable
Wire Stop	No
Wire/Cable Type	Regular Wire
Sealable	No

Configuration Features

Connection Capacity	Single
---------------------	--------

Contact Features

Quick Disconnect Terminal Type	Tab
Mating Tab Width	6.35 mm [.25 in]
Mating Tab Thickness	.81 mm [.032 in]
Terminal Orientation	Straight
Contact Base Material	Phosphor Bronze
Terminal Plating Material	Tin
Crimp Type	F-Crimp
Barrel Type	Open



Mechanical Attachment

Mating Retention Type	Locking Lance
Wire Insulation Support	With

Dimensions

Accepts Wire Insulation Diameter Range	1.4 – 2.11 mm [.055 – .083 in]
Overall Length	28 mm [1.1 in]
Receptacle Terminal Stock Thickness	.4 mm [.015 in]
Wire Size	.51 – 1.03 mm ²

Usage Conditions

Insulation Option	Uninsulated
Operating Temperature Range	-40 – 110 °C [-40 – 230 °F]

Industry Standards

UL Rating	Listed
-----------	--------

Packaging Features

Packaging Quantity	3000
Packaging Method	Strip/Reel

Product Compliance

[For compliance documentation, visit the product page on TE.com>](#)

EU RoHS Directive 2011/65/EU	Compliant
EU ELV Directive 2000/53/EC	Compliant
China RoHS 2 Directive MIIT Order No 32, 2016	No Restricted Materials Above Threshold
EU REACH Regulation (EC) No. 1907/2006	Current ECHA Candidate List: JUNE 2022 (224) Candidate List Declared Against: JUNE 2022 (224) Does not contain REACH SVHC
Halogen Content	Low Halogen - Br, Cl, F, I < 900 ppm per homogenous material. Also BFR/CFR/PVC Free
Solder Process Capability	Not applicable for solder process capability













Product Compliance Disclaimer

This information is provided based on reasonable inquiry of our suppliers and represents our current actual knowledge based on the information they provided. This information is subject to change. The part numbers that TE has identified as EU RoHS compliant have a maximum concentration of 0.1% by weight in homogenous materials for lead, hexavalent



chromium, mercury, PBB, PBDE, DBP, BBP, DEHP, DIBP, and 0.01% for cadmium, or qualify for an exemption to these limits as defined in the Annexes of Directive 2011/65/EU (RoHS2). Finished electrical and electronic equipment products will be CE marked as required by Directive 2011/65/EU. Components may not be CE marked. Additionally, the part numbers that TE has identified as EU ELV compliant have a maximum concentration of 0.1% by weight in homogenous materials for lead, hexavalent chromium, and mercury, and 0.01% for cadmium, or qualify for an exemption to these limits as defined in the Annexes of Directive 2000/53/EC (ELV). Regarding the REACH Regulation, the information TE provides on SVHC in articles for this part number is based on the latest European Chemicals Agency (ECHA) 'Guidance on requirements for substances in articles' posted at this URL: <https://echa.europa.eu/guidance-documents/guidance-on-reach>

Compatible Parts

 <p>TE Part # 160786-2 FF 250 TAB 0.5-1.5MM2 TPPB</p>	 <p>TE Part # 160457-2 FF 250 TAB 18-14AWG TPPB</p>	 <p>TE Part # 160859-4 FF 250 TAB 20-17 AWG .016 TPPB</p>	 <p>TE Part # 160859-2 FF 250 TAB 0.5-1.0MM2 TPBR</p>
 <p>TE Part # 160869-2 FF 250 TAB 0.5-1.0MM2 TPBR</p>	 <p>TE Part # 160859-1 FF 250 TAB 0.5-1.0MM2 BR</p>	 <p>TE Part # 160859-6 FF 250 TAB 0.5-1.0MM2 PB</p>	 <p>TE Part # 963951-1 FF 250 TAB 0.5-1MM2 0.38X33.5 PHBR</p>
 <p>TE Part # 160457-1 FF 250 TAB 18-14AWG PB</p>	 <p>TE Part # 160859-3 FF 250 TAB 0.5-1.0MM2 PB</p>	 <p>TE Part # 444153-4 .250 FASTIN-ON TAB</p>	 <p>TE Part # 880688-2 FF 250 TERMINAL 0.5-1.0MM2 0.39 X13.2TPBR</p>

Also in the Series | FASTIN-FASTON 250

 <p>Crimp Terminal Housings(218)</p>	 <p>Insertion & Extraction Tools(2)</p>	 <p>PCB Terminals(2)</p>	 <p>Quick Disconnects(255)</p>
-------------------------------------------------------------------------------------------------------------------------	--------------------------------------------------------------------------------------------------------------------------------	---------------------------------------------------------------------------------------------------------------	---------------------------------------------------------------------------------------------------------------------



Documents

Product Drawings

[FF 250 TAB 0.5-1MM2 PTPB](#)

English

CAD Files

[3D PDF](#)

3D

Customer View Model

[ENG_CVM_CVM_963951-2_O.2d_dxf.zip](#)

English

Customer View Model

[ENG_CVM_CVM_963951-2_O.3d_igs.zip](#)

English

Customer View Model

[ENG_CVM_CVM_963951-2_O.3d_stp.zip](#)

English

By downloading the CAD file I accept and agree to the [Terms and Conditions](#) of use.

Product Specifications

[Application Specification](#)

German

Product Environmental Compliance

[Product Compliance](#)

English

[Product Compliance](#)

English